

Family Walking & adventure route

The family walking and adventure route at Lough Boora Discovery Park has all the ingredients for the perfect family day out.










Become a fairy finder and explore all the wonder and excitement Fairy Avenue has to offer.

You can check in at the Bug Hotel, make your dreams come true at the Wishing Seat or take on the Maze in Willow World.

Watch out for all the fairy doors along the way to meet all our fairy friends.

The Pavilion is the perfect place for a family picnic. With picnic tables, shelter and toilets all available here.

Walking & Cycle Routes

	Sculpture Route	5km
	Mesolithic Route	9.3km
	Fairy Route	distance to Pavilion 1.3km
	Finnamore Route	13km
	Turraun Route	15.8km
<hr/>		
	Suitable for Bikes	 Trafficked Roads
	Walking Only	 Shortcut

Maps are for reference only and show approximate distances to allow you to choose the best route for your visit.

Contact us

Reception

T: 057 934 0010
M: 087 990 4234

info@loughboora.com
www.loughboora.com

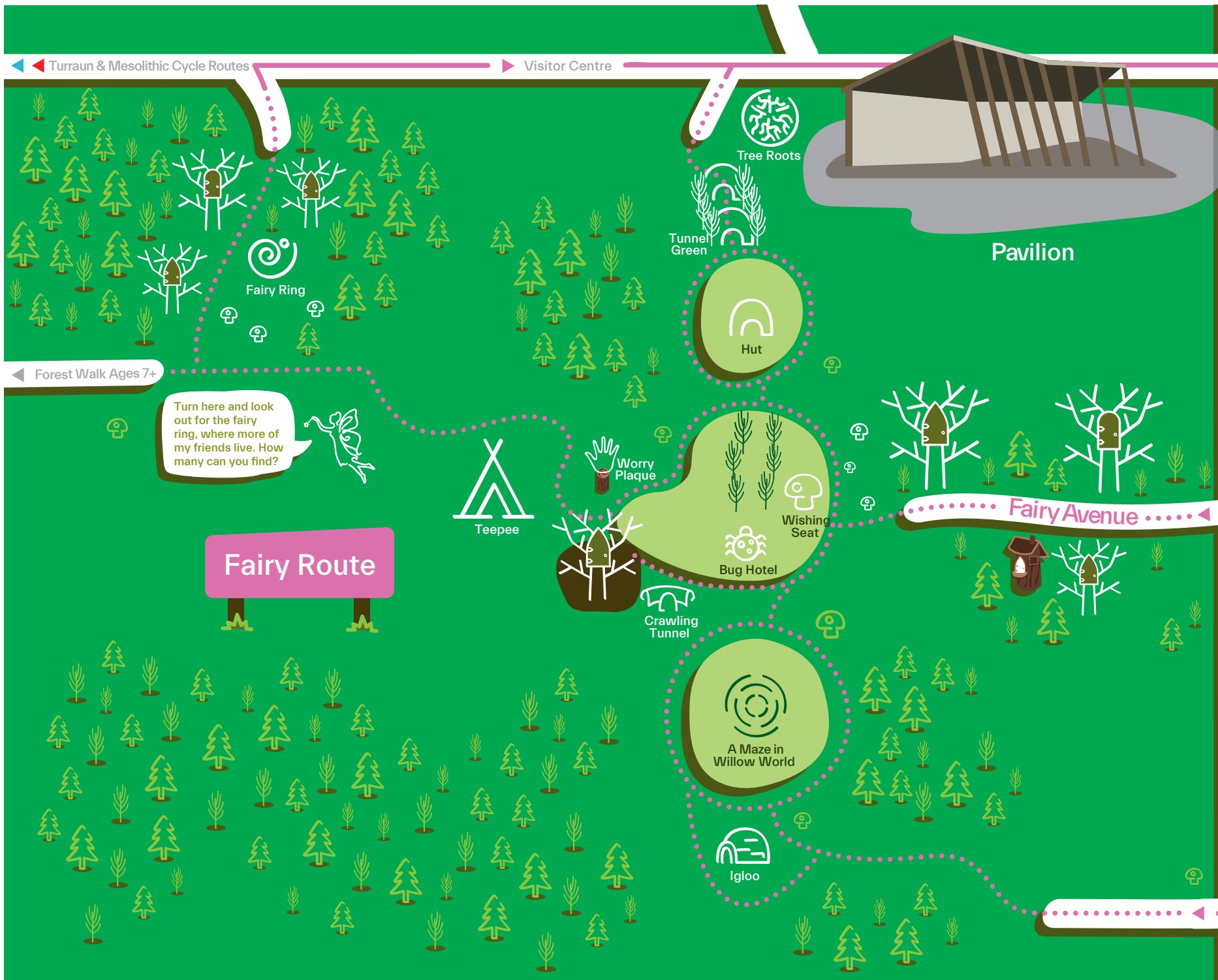
Bike Hire

T: 057 934 0011
M: 085 262 9078

www.loughboorabikes.ie

Family Walking & adventure route






Bog Oak Road



Fairy Ring



The Gathering of Stones

Have you met all my fairy friends yet? Adventure awaits, explore and discover the hidden world of the fairies.

